



National Survey

March 10<sup>th</sup>-16<sup>th</sup>, 2025

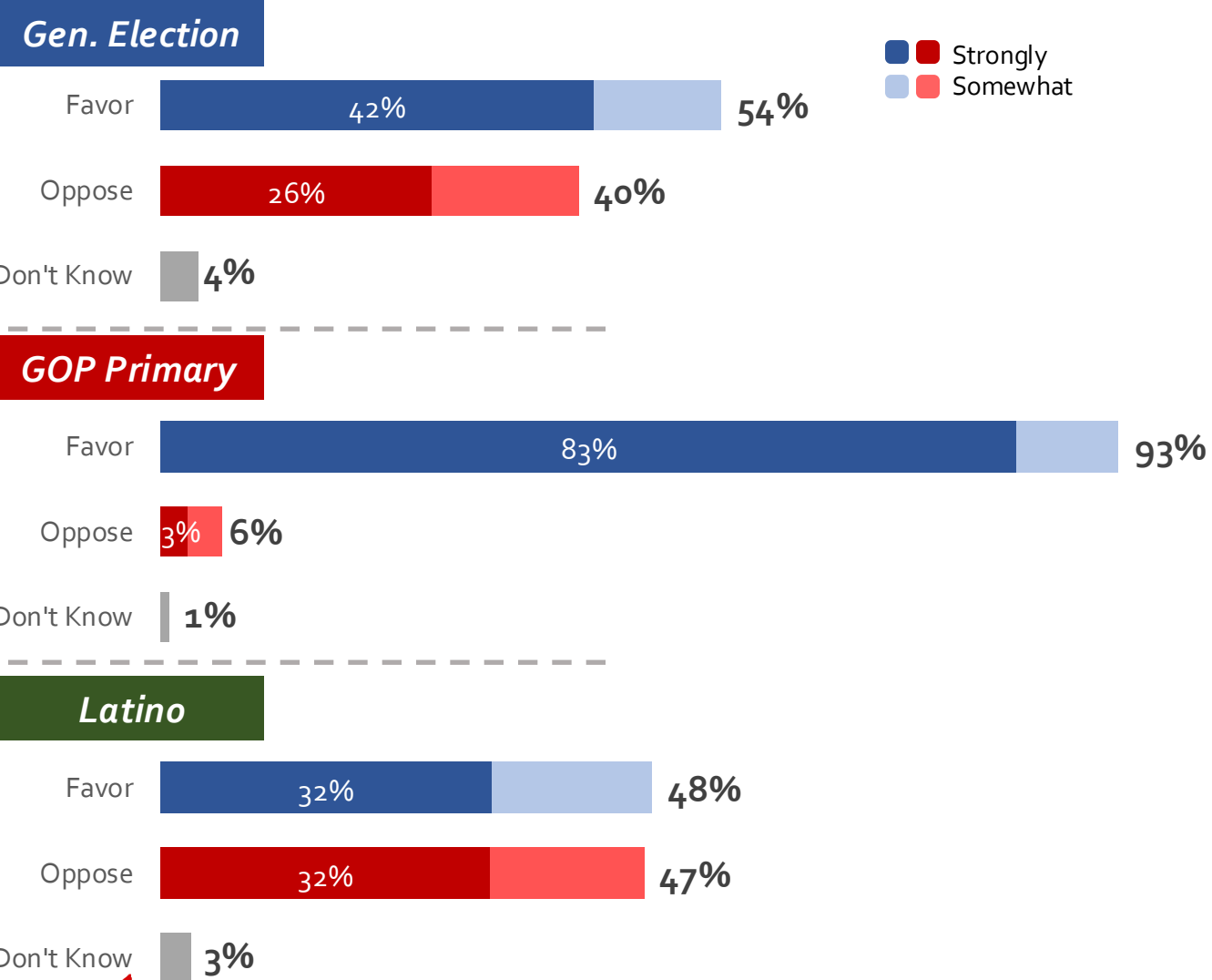
Randall Gutermuth, President and CEO

# Methodology

- American Business Immigration Coalition Action commissioned American Viewpoint to conduct a national survey of General Election and Republican Primary voters.
- Interviews were conducted March 10<sup>th</sup>-16<sup>th</sup>, 2025 in both English and Spanish.
- The margin of error for the General Election sample (n=1000) is +/- 3.1% at the 95% confidence level. The margin of error for the GOP Primary sample (n=800) is +/- 3.5% at the 95% confidence level. The margin of error for the Latino sample (n=600) is +/- 4% at the 95% confidence level. The margin of error among sub-groups is greater.
- 36% of interviews were conducted via SMS text-to-web, and 41% of interviews were conducted via cell phone of those who could not be reached on a landline, with the remaining 23% of interviews being conducted on a landline.
- Respondents were asked for by name with a 93% match to the file.

# TRUMP DEPORTATIONS

A majority of General Election voters and Republicans almost universally favor the Trump Administration's deportations to date. There are large differences seen by gender here. Latinos are split on the deportations but those who voted for Trump in 2024 are overwhelmingly in support.



General Election	Net Favor
<b>Total</b>	<b>+14%</b>
Men 18-39	+24%
Men 40-59	+42%
Men 60 And Over	+40%
Women 18-39	-38%
Women 40-59	+7%
Women 60 And Over	+3%
IND Men	+27%
IND Women	-3%
Ag. Reliance	+19%
Under \$75K	+1%
<b>GOP Primary</b>	<b>Net Favor</b>
<b>Total</b>	<b>+87%</b>
Trad. GOP	+81%
Trump Mvmt.	+100%
<b>Latinos</b>	<b>Net Favor</b>
<b>Total</b>	<b>+1%</b>
Latino	+19%
Latina	-13%
Latin. Independents	+2%
Latin. Voted Trump	+77%

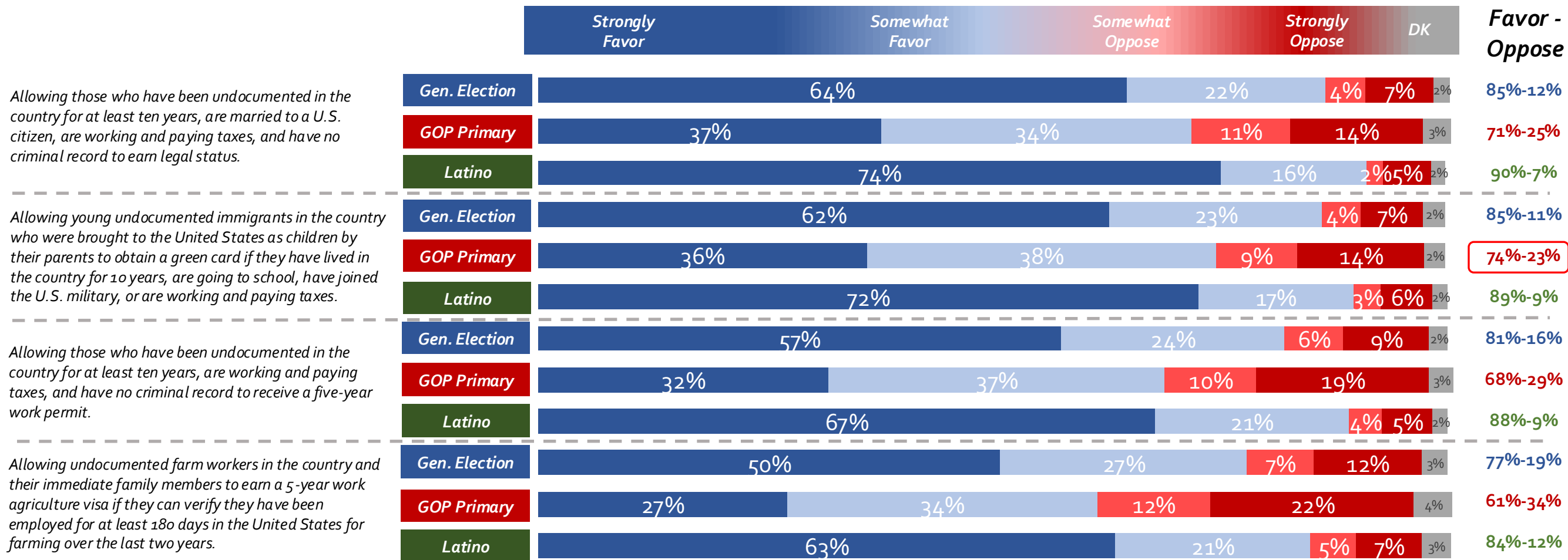


As you may know, the Trump Administration has deported approximately 37,000 undocumented immigrants as part of immigration enforcement since he took office in January. Do you favor or oppose these deportations?

# IMMIGRATION POLICIES – RANKED BY TOTAL FAVOR AMONG GENERAL ELECTION

There is widespread support for all four of these potential immigration reforms among General Election voters, Latinos and GOP Primary voters. This includes nearly three-quarters of GOP Primary voters who favor allowing Dreamers to get a green card.

The following are several potential policies that some have proposed to address the issue of illegal immigration. Please indicate if you favor or oppose each.



## IMMIGRATION STATEMENTS – TIER 1 (RANKED BY TOTAL AGREE GENERAL ELECTION)

All five of these statements are widely agreed with among all three samples, with overwhelming agreement that Dreamers should have a path to citizenship, that legal immigration for those seeking asylum and for those adding to the workforce needs to be an option and that those who have been working and paying taxes here for 10 years should be able to apply for a 5-year work permit.

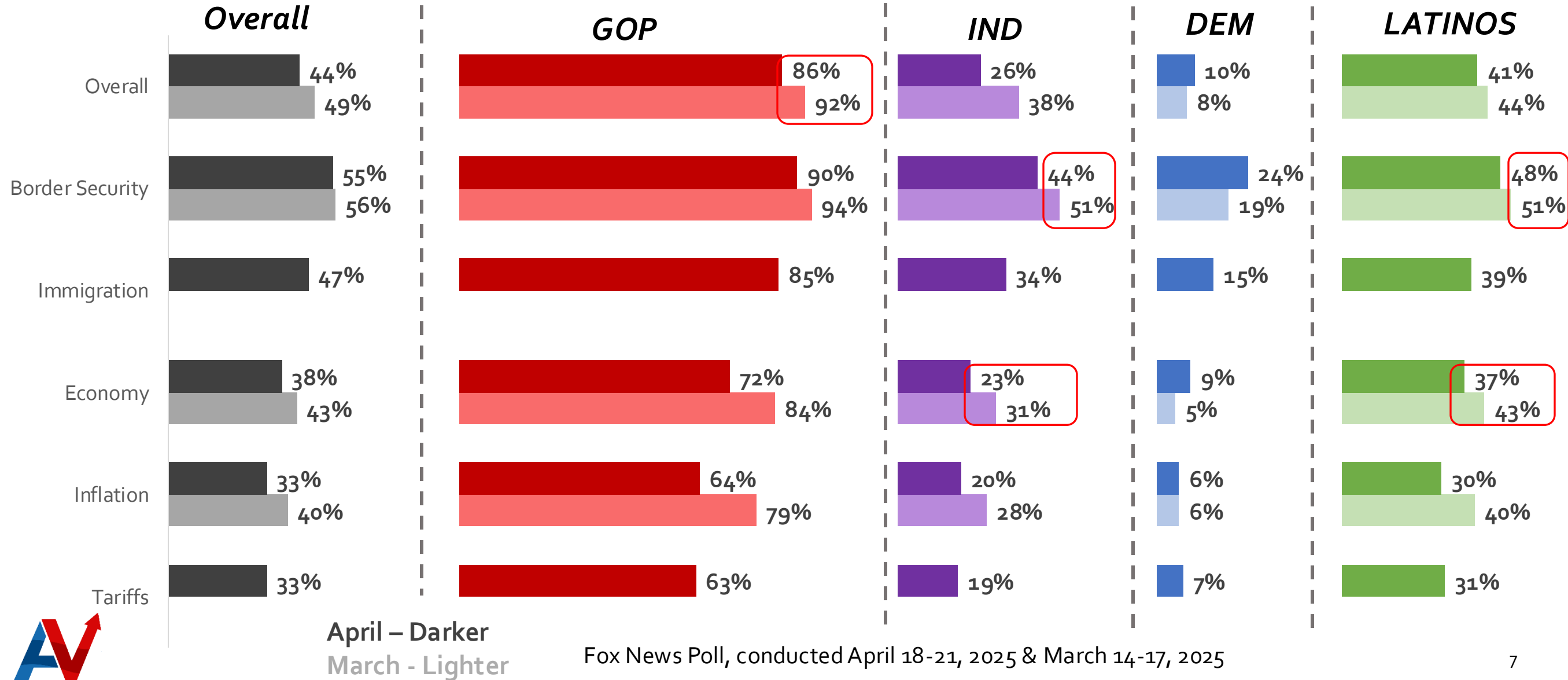
*The following are several statements some have made regarding immigration reform. Please indicate whether you agree or disagree with each.*

	Agree - Disagree		
	General Election	GOP Primary	Latino
<b>[DREAMERS]</b> Dreamers are young immigrants who were brought to the United States as children by their parents. They grew up here, were educated here, many now run their own businesses, and some have fought for our country in the military. These Dreamers know no other home but the United States and should be allowed to obtain a path to citizenship.	88% - 9%	80% - 18%	89% - 8%
<b>[CONTROLLED BORDER]</b> It's clear that we need to control our border to keep drugs and dangerous criminals out of our country. However, legal immigration should still be an option for those seeking asylum or willing to be productive members of America's workforce.	87% - 9%	80% - 18%	85% - 10%
<b>[WORK PERMITS]</b> We should continue deportations of criminals who are here illegally while also allowing those immigrants who have been here 10 years, are working and paying taxes, and who have committed no crimes, to apply for 5-year legal work permits.	82% - 14%	72% - 23%	87% - 10%
<b>[PATHWAY TO LEGAL STATUS]</b> The approximately 11 million undocumented immigrants currently in the U.S. should not be left in limbo. Most of these individuals, including Dreamers, farm workers, and essential workers have been here for at least 10 years, contribute to the economy and have obeyed the law for the entirety of their time in the country. A path should be available for them to reach legal status.	79% - 17%	65% - 31%	85% - 12%
<b>[POPULATION GROWTH]</b> If the United States' population continues to shrink, we could risk losing our status as a world economic and military superpower. To combat this problem, we need to encourage legal immigration to America, especially those who are ready to contribute to our workforce and improve our country.	78% - 18%	72% - 26%	79% - 17%

# *Recent Public Polling*

# TRUMP APPROVAL ON ISSUES BY PARTY ID

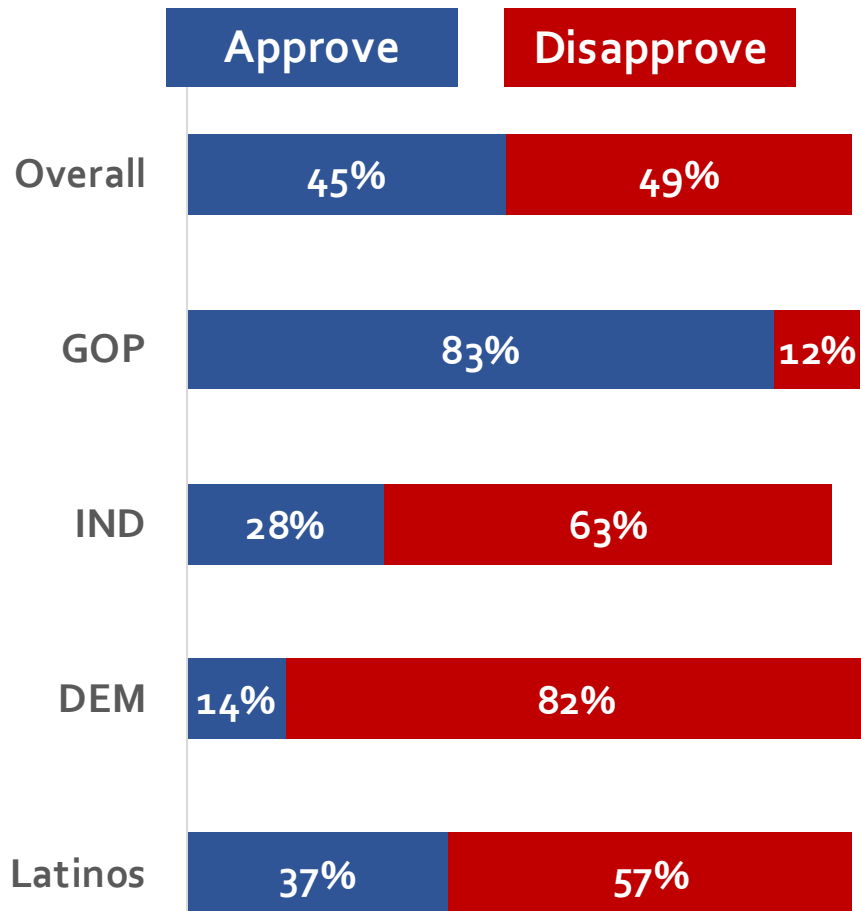
There has been some erosion in President Trump's ratings over the past month, particularly with Independents. However, they remain extremely strong with Republicans. From an issue perspective, the dip in the President's ratings is greater on economic issues than on border security.



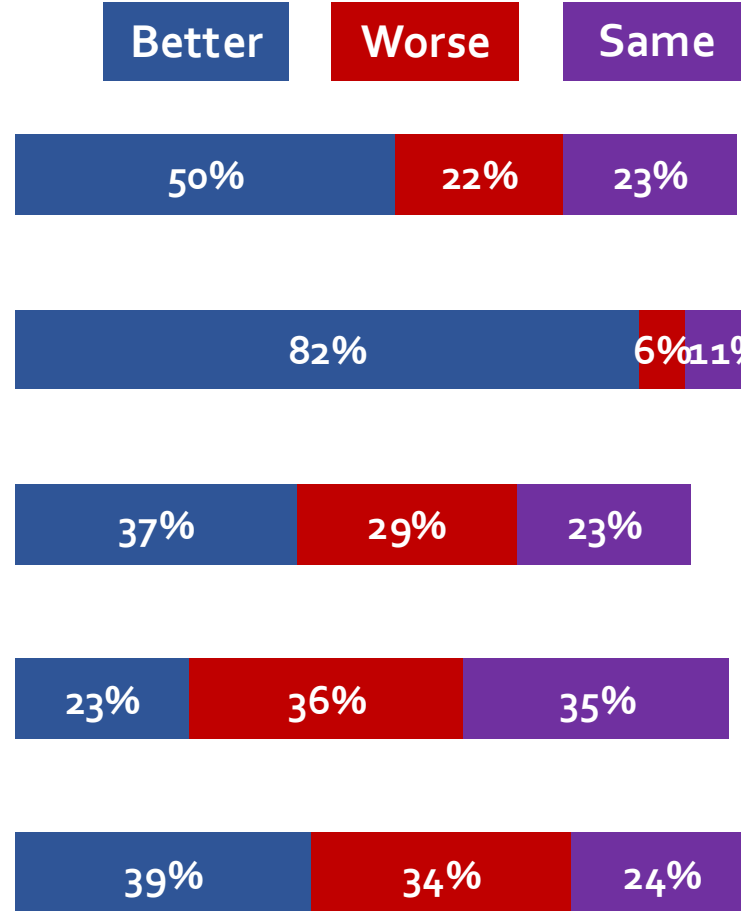
# KEY IMMIGRATION METRICS

When it comes to deportations, Republicans are strongly supportive of the Trump Administration's policies and if anything, they want Trump to be more aggressive. However, the opposite is the case with Independents and Latinos.

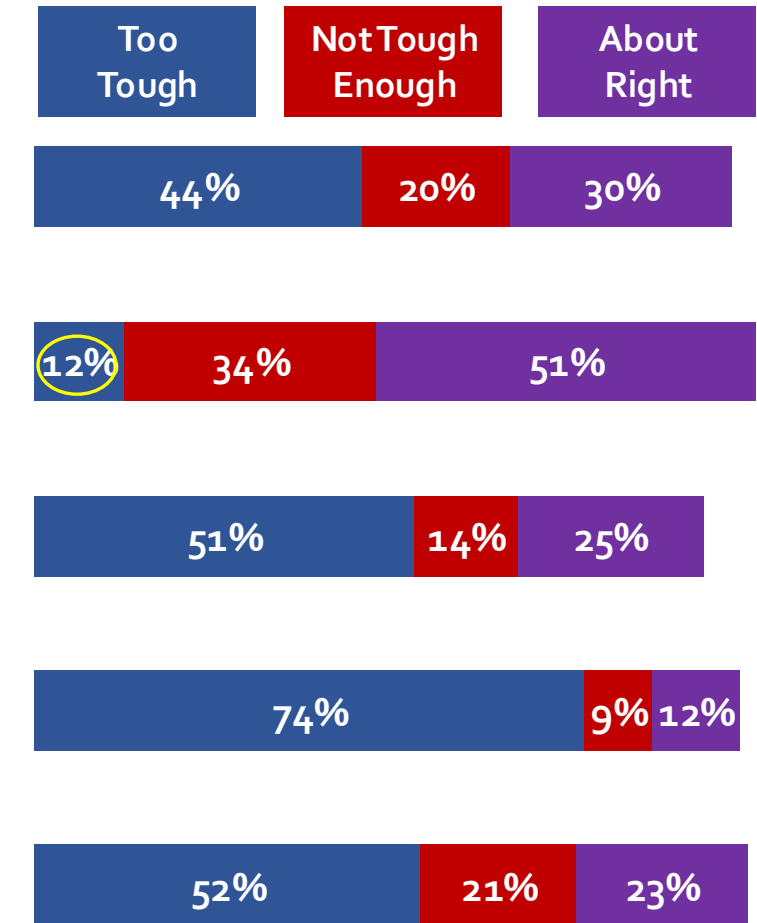
Do you approve or disapprove of how the Trump administration is handling the deportation of illegal immigrants?



Compared to two years ago, is the country's border security better today, worse today, or about the same?



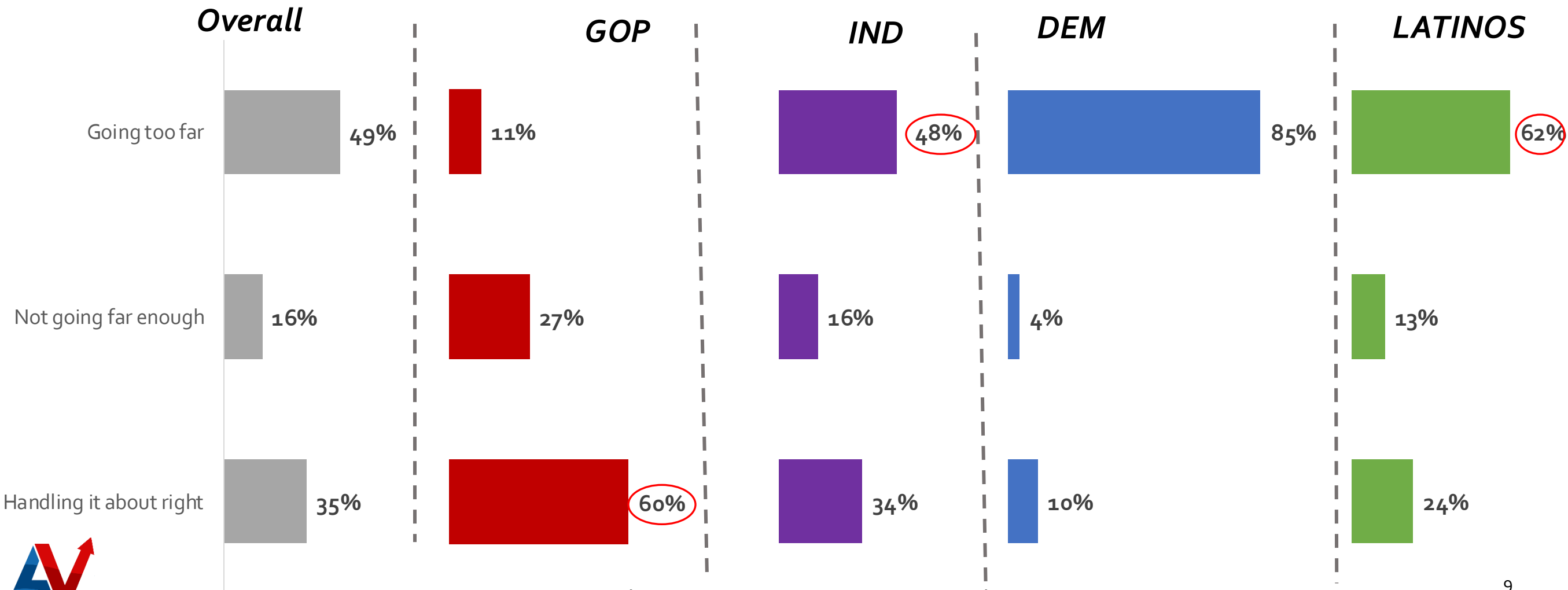
Do you think the Trump administration is too tough in its treatment of illegal immigrants to the U.S., not tough enough in its treatment, or about right?



# TRUMP'S HANDLING OF IMMIGRATION

Similarly, a large number of Independents and Latinos believe that President Trump's deportations are going too far, with most Republicans believing he is handling it about right.

In each of these areas, do you think Trump is (going too far), is (not going far enough), or is handling it about right? - **Deporting undocumented immigrants**



Washington Post/ABC News/Ipsos, April 18-22, 2025

# Conclusions & Recommendations

1. As is the case with several other issues, the GOP base views immigration policy and the Trump Administration much differently than do General Election voters and Latinos. Note though that those Latinos who voted for Trump (46% based on exit polls) view the issue much more like Republicans do than Latinos as a whole.
2. With that said, there is clearly middle ground to be found on this issue as overwhelming majorities of all three groups are supportive of a wide range of green cards for undocumented non-criminals.
3. From a messaging perspective, it is important to acknowledge the need to deport dangerous criminals who are in the country illegally. From there though, there is a clear opportunity for consensus focusing on a solution for Dreamers, farm workers and others who have been productive in terms of working and paying taxes. Note that with more conservative elements of the GOP primary electorate find work permits and green cards more acceptable than “legal status.” Also, the threat of higher prices due to deportation is not as effective and shouldn’t be a key focus on messaging.
4. Based on recent public polling, it appears that President Trump’s typical strength on immigration and border security is beginning to fade with Independents and Latinos driven by concerns that the deportations are going too far. Again however, that is not the case with Republicans.

# Contact Information

For more information, please feel free to contact Randall Gutermuth at:

American Viewpoint  
(703) 684-3325

[rgutermuth@amview.com](mailto:rgutermuth@amview.com)

